



# Janisol Arte 2.0

New developments and innovations for the  
Janisol Arte system

**JANSEN**

# Janisol Arte 2.0

## The new generation



### Simplified fabrication; new materials for profiles

The second generation of the Janisol Arte window system now offers profiles made from stainless steel and Corten steel as well as a wide range of profiles. The integrated weatherstrip groove simplifies and speeds up fabrication. A large selection of glazing beads is also available in a variety of different materials.

The wide range of opening types is ideally suited for the renovation of old windows but also for modern residential construction. With the narrowest profile face widths of only 25 or 40 mm for fixed glazing and a basic depth of 60 mm, intricate yet stable constructions with a large proportion of glass and excellent thermal insulation can be created.

#### Design benefits

- Inward and outward-opening fixed glazing/window vents
- Single and double-vent windows
- Inward-opening side-hung, bottom-hung and double-vent windows
- Outward-opening side-hung, top-hung, double-vent, horizontal pivot and vertical pivot windows, projected top-hung windows
- Vent sizes of 1000 x 2400 mm
- Vent weight of up to 150 kg
- Unit thicknesses from 20 to 47 mm
- U<sub>g</sub> value from 0.8 W/m<sup>2</sup>K
- Multi-point window locking
- New materials for profiles: stainless steel and Corten
- Burglar resistance tested in accordance with EN 1627 up to RC2

#### Fabrication benefits

- Composite technology tested in accordance with EN 14024
- CE classification in accordance with EN 14351-1
- Optimum weldability of the profile frame due to the ZF surface finish
- Mechanical strength tested in accordance with EN 13115
- Impact resistance tested in accordance with EN 13049



Janisol Arte 2.0



Janisol Arte 2.0 stainless steel



Janisol Arte 2.0 Corten

## Janisol Arte horizontal pivot and vertical pivot windows

Individual opening types open inwards or outwards


- Leaf weights up to 120 kg
- CE marking up to 1570 × 1570 mm



## Janisol Arte 2.0 doors

Single- and double-leaf doors that open inwards and outwards

- Narrow face widths
- With a threshold or designs without a door sill
- Mortise lock or multipoint lock
- Wet and dry glazing



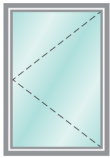
## Janisol Arte sliding doors

With the extremely slimline steel profile system Janisol Arte, large sliding doors can be created with narrow face widths and a high degree of stability. Originally developed by Jansen for the reconstruction of historic windows, Janisol Arte now offers architects and developers the opportunity to create large glass fronts.

- Unit sizes of up to 3000 × 2500 mm (W×H)
- Max. weight of 150 kg per leaf
- Insulating glass of 20 to 34 mm
- U<sub>g</sub> value of 1.5 W/2 mK
- Welded steel half profiles in combination with glass fibre-reinforced high-performance plastics (100% recyclable) produce particularly stable frames
- Profile face widths of just 40 mm ensure increased light penetration and also increase the energy efficiency of the building
- CE marking in accordance with EN 14351-1
- Profile rolling technology tested in accordance with EN 14024
- Sound reduction of up to 41 dB

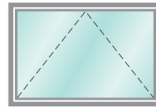


## Technical data




### Single-vent side-hung window inward opening

Max. dimensions:  
970 × 2370 mm (FFB×FFH)  
Min. dimensions:  
370 × 370 mm (FFB×FFH)  
Max. vent weight: 150 kg



### Bottom-hung window inward opening

Max. dimensions:  
2370×970 mm (FFB×FFH)  
Min. dimensions:  
370 × 370 mm (FFB×FFH)  
Max. vent weight: 60 kg  
Use weld-on hinges 555.483



### Single-vent side-hung window outward opening

Max. dimensions:  
970 × 2370 mm (FFB×FFH)  
Min. dimensions:  
470 × 370 mm (FFB×FFH)  
Max. vent weight: 150 kg



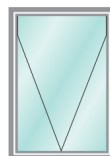
### Top hung window outward opening

Max. dimensions:  
1620×650 mm (FFB×FFH)  
Min. dimensions:  
370 × 470 mm (FFB×FFH)  
Max. vent weight: 60 kg



### Double-vent side-hung window inward opening

Max. dimensions:  
1970 × 2370 mm (RFB×FFH)  
Min. dimensions:  
720 × 560 mm (RFB×FFH)  
Access leaf min. FFB 420 mm  
Max. vent weight: 150 kg



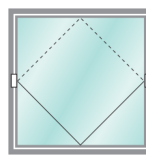
### Projected top-hung window outward opening

Max. dimensions:  
1160 × 1410 mm (FFB×FFH)  
Min. dimensions:  
300 × 300 mm (FFB×FFH)  
Max. vent weight: 60 kg



### Double-vent side-hung window outward opening

Max. dimensions:  
1970 × 2370 mm (RFB×FFH)  
Min. dimensions:  
820 × 670 mm (RFB×FFH)  
Access leaf min. FFB 520 mm  
Max. vent weight: 150 kg



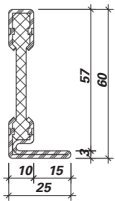
### Horizontal pivot window inward and outward opening

Max. dimensions:  
1370 × 1570 mm (FFB×FFH)  
Max. surface 1.1881 m<sup>2</sup>  
Min. dimensions:  
Manual: 370 × 570 mm (FFB×FFH)  
Electric: 470/670 × 370 mm (FFB×FFH)  
Max. vent weight: 100 kg

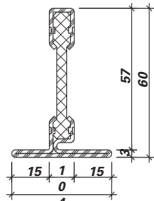
FFB = Vent rebate width  
FFH = Vent rebate height  
RFB = Frame rebate width



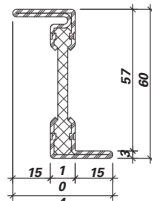
Janisol Arte 2.0 pro le range



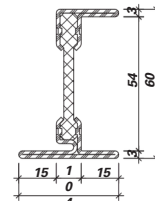
601.611 Z  
601.611.01  
601.611.09



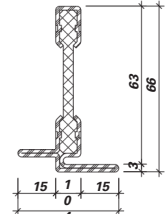
602.611 Z  
602.611.01  
602.611.09



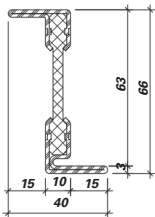
603.611 Z  
603.611.01  
603.611.09



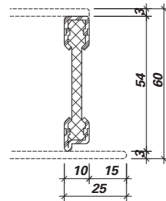
605.611 Z  
605.611.01  
605.611.09



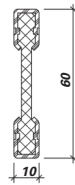
602.612 Z  
602.612.01  
602.612.09



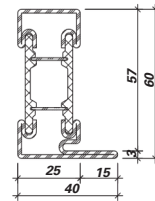
603.612 Z  
603.612.01  
603.612.09



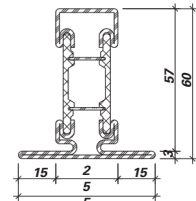
600.609 Z



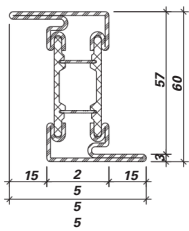
600.610 Z



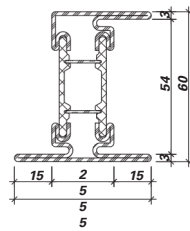
601.615 Z  
601.615.09



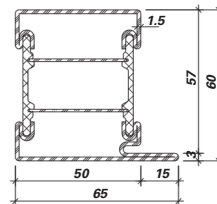
602.615 Z  
602.615.01  
602.615.09



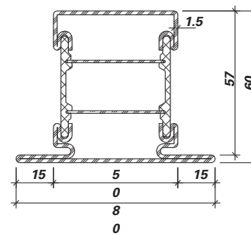
603.615 Z  
603.615.09



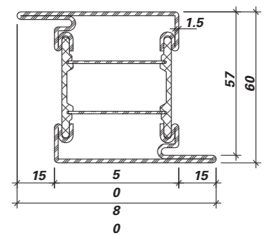
605.615 Z  
615.615.09



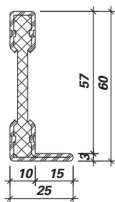
601.616 Z



602.616 Z



603.616 Z



601.610 Z

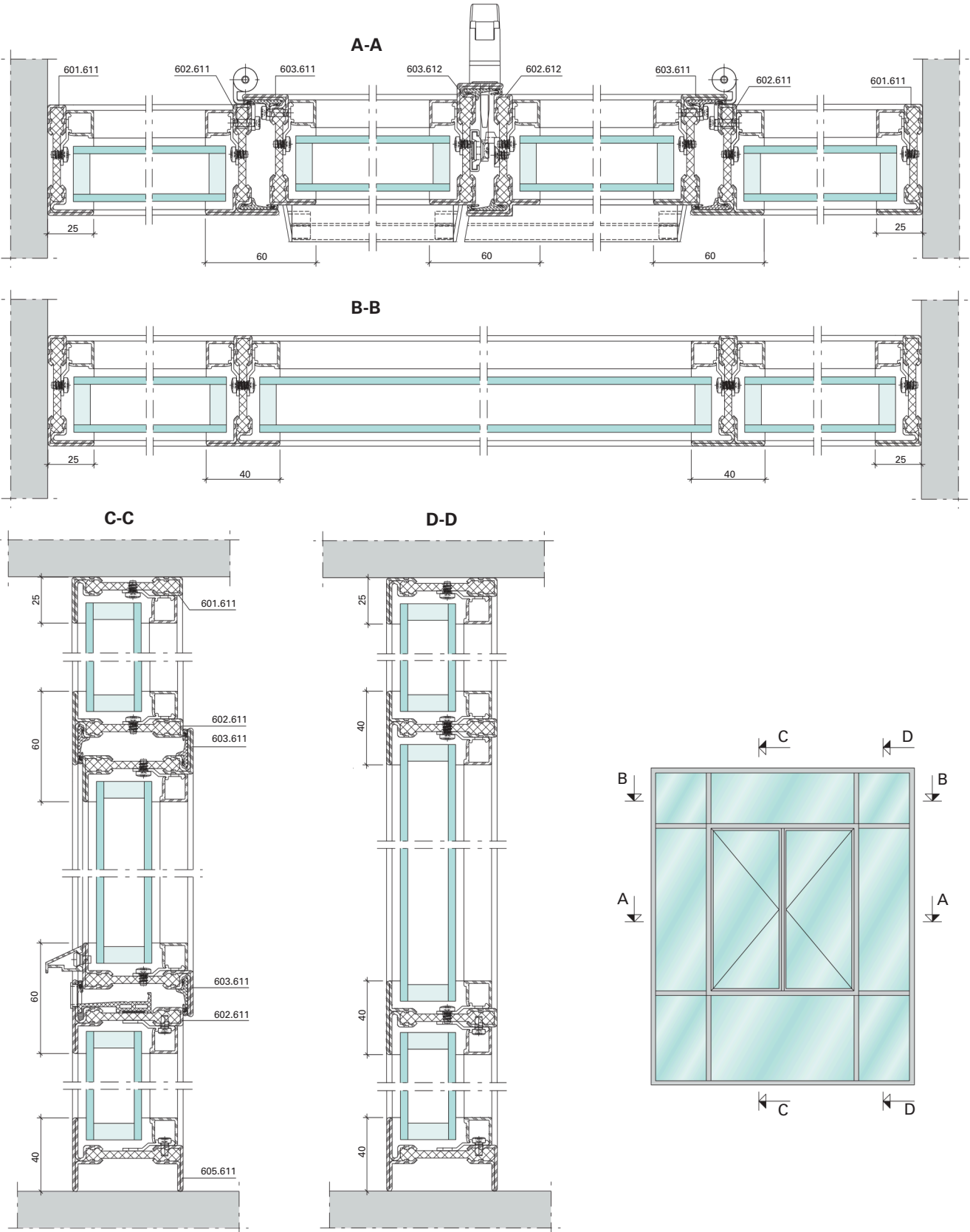
Part no.

with Z=hot-dip galvanised steel

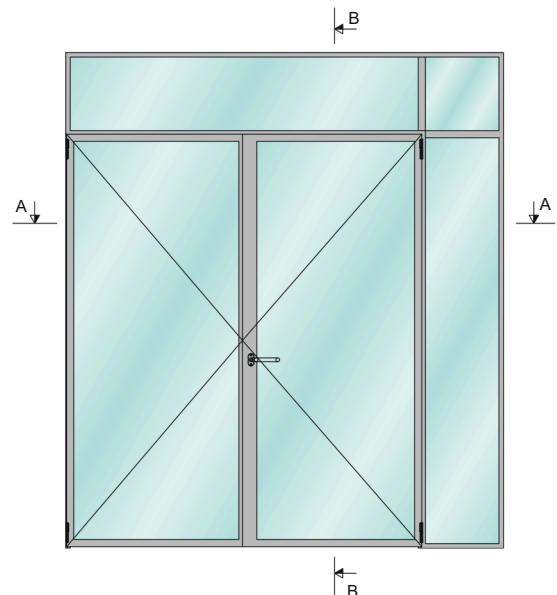
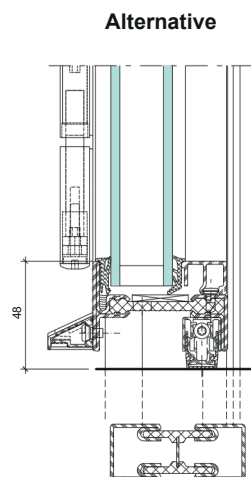
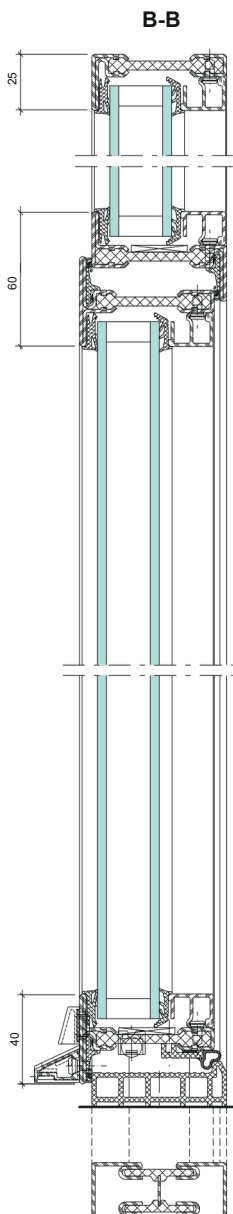
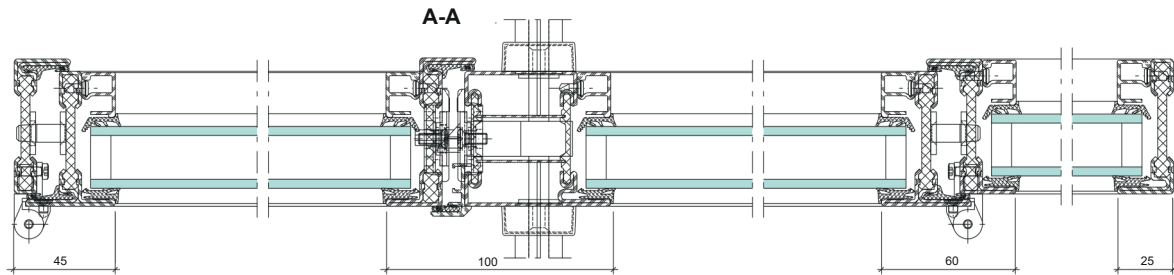
with 01 = Stainless steel, bright, material 1.4401 (AISI 316)

with 09 = Steel KB DOCOL 355W (Corten)

Example of Janisol Arte 2.0



Example of Janisol Arte 2.0 door



If there are any differences between this document and the current German version (item number K1018329), the latest version of the original German text in the Jansen Docu Center shall prevail.



# STEEL DOORS ONLINE

**JANSEN**

sales@steeldooronline.co.uk | 01525 552131